

KHISTI & ASSOCIATES

Chartered Accountants

OFFICE : BASEMENT, B WING, SUTRAVIHAR CHSL, NEAR SHUBHAMKAROTI HALL, THANE - 400602
BRANH : GROUND FLOOR, SUDHA KUNJ, TILAK ROAD, OPP BRAHMIN SABHA, DOMBIVLI (EAST) -421201
TEL : 0251-2431858/ 2451046 email : madhavkhisti@gmail.com

INDEPENDENT AUDITOR'S REPORT

To The Members of Ion Exchange Purified Drinking Water Private Limited

Report on the Standalone Ind AS Financial Statements

We have audited the accompanying standalone Ind AS financial statements of Ion Exchange Purified Drinking Water Private Limited ("the Company"), which comprise the Balance Sheet as at **31st March, 2021**, and the Statement of Profit and Loss (including Other Comprehensive Income), the Cash Flow Statement and the Statement of Changes in Equity for the year then ended, and a summary of the significant accounting policies and other explanatory information.

Management's Responsibility for the Standalone Ind AS Financial Statements

The Company's Board of Directors is responsible for the matters stated in Section 134(5) of the Companies Act, 2013 ("the Act") with respect to the preparation of these standalone Ind AS financial statements that give a true and fair view of the financial position, financial performance including other comprehensive income, cash flows and changes in equity of the Company in accordance with the accounting principles generally accepted in India, including the Indian Accounting Standards (Ind AS) prescribed under section 133 of the Act.


This responsibility also includes maintenance of adequate accounting records in accordance with the provisions of the Act for safeguarding the assets of the Company and for preventing and detecting frauds and other irregularities; selection and application of appropriate accounting policies; making judgments and estimates that are reasonable and prudent; and design, implementation and maintenance of adequate internal financial controls, that were operating effectively for ensuring the accuracy and completeness of the accounting records, relevant to the preparation and presentation of the standalone Ind AS financial statements that give a true and fair view and are free from material misstatement, whether due to fraud or error.

Auditor's Responsibility

Our responsibility is to express an Opinion on these standalone Ind AS financial statements based on our audit.

In conducting our audit, we have taken into account the provisions of the Act, the accounting and auditing standards and matters which are required to be included in the audit report under the provisions of the Act and the Rules made there under.

We conducted our audit of the standalone Ind AS financial statements in accordance with the Standards on Auditing specified under Section 143(10) of the Act. Those Standards require that we comply with ethical requirements and plan and perform the audit to obtain reasonable assurance about whether the standalone Ind AS financial Statements are free from material misstatement.



KHISTI & ASSOCIATES

Chartered Accountants

OFFICE : BASEMENT, B WING, SUTRAVIHAR CHSL, NEAR SHUBHAMKAROTI HALL, THANE - 400602
BRANH : GROUND FLOOR, SUDHA KUNJ, TILAK ROAD, OPP BRAHMIN SABHA, DOMBIVLI (EAST) -421201
TEL : 0251-2431858/ 2451046 email : madhavkhisti@gmail.com

An audit involves performing procedures to obtain audit evidence about the amounts and the disclosures in the standalone Ind AS financial statements. The procedures selected depend on the auditor's judgment, including the assessment of the risks of material misstatement of the standalone Ind AS financial statements, whether due to fraud or error. In making those risk assessments, the auditor considers internal financial control relevant to the Company's preparation of the standalone Ind AS financial Statements that give a true and fair view in order to design audit procedures that are appropriate in the circumstances. An audit also includes evaluating the appropriateness of the accounting policies used and the reasonableness of the accounting estimates made by the Company's Directors, as well as evaluating the overall presentation of the standalone Ind AS financial statements.

Due to Covid 19 situation, Audit was conducted through remote access without physical verification, we have relied on data provided to us by the management but the same is not physically verified and our opinion is based on the information and explanation in management representation letter provided to us.

We believe that the audit evidence obtained by us is sufficient and appropriate to provide a basis for our unqualified audit opinion on the standalone Ind AS financial statements.


Opinion

In our opinion and to the best of our information and according to the explanations given to us, the aforesaid standalone Ind AS financial statements give the information required by the Act in the manner so required and give a true and fair view in conformity with the accounting principles generally accepted in India, of the state of affairs of the Company as at **31st March, 2021**, and its ~~profit~~/loss, total comprehensive ~~income~~/ loss, its cash flows and the changes in equity for the year ended on that date.

Our opinion on the standalone financial statements and our report on Other Legal and Regulatory Requirements below is not qualified in respect of these matters.

Report on Other Legal and Regulatory Requirements

1. As required by Section 143(3) of the Act, based on our audit we report that:
 - a) We have sought and obtained all the information and explanations which to the best of our knowledge and belief were necessary for the purposes of our audit.
 - b) In our opinion, proper books of account as required by law have been kept by the Company so far as it appears from our examination of those books and the reports of the other auditors
 - c) The Balance Sheet, the Statement of Profit and Loss including Other Comprehensive Income, the Cash Flow Statement and Statement of Changes in Equity dealt with by this Report are in agreement with the relevant books of account.
 - d) In our opinion, the aforesaid standalone Ind AS financial statements comply with the Indian Accounting Standards prescribed under section 133 of the Act.



KHISTI & ASSOCIATES

Chartered Accountants

OFFICE : BASEMENT, B WING, SUTRAVIHAR CHSL, NEAR SHUBHAMKAROTI HALL, THANE - 400602
BRANH : GROUND FLOOR, SUDHA KUNJ, TILAK ROAD, OPP BRAHMIN SABHA, DOMBIVLI (EAST) -421201
TEL : 0251-2431858/ 2451046 email : madhavkhisti@gmail.com

- e) On the basis of the written representations received from the directors as on **31st March, 2021** taken on record by the Board of Directors, none of the directors is disqualified as on **31st March, 2021** from being appointed as a director in terms of Section 164(2) of the Act.
- f) With respect to the adequacy of the internal financial controls with reference to financial statements of the Holding Company, its subsidiaries, associates and jointly controlled entities and the operating effectiveness of such controls, refer to our separate Report in "**Annexure A**".
- g) With respect to the other matters to be included in the Auditor's Report in accordance with Rule 11 of the Companies (Audit and Auditors) Rules, 2014, as amended, in our opinion and to the best of our information and according to the explanations given to us:
- i. The Company does not have any pending litigations which would impact its financial position.
- ii. The Company did not have any long-term contracts including derivative contracts for which there were any material foreseeable losses.
- iii. There were no amounts which were required to be transferred to the Investor Education and Protection Fund by the Company].
2. As required by the Companies (Auditor's Report) Order, 2016 ("the Order") issued by the Central Government in terms of Section 143(11) of the Act, we give in "**Annexure B**" a statement on the matters specified in paragraphs 3 and 4 of the Order.

For Khisti & Associates.,
Chartered Accountants



(CA Ashwini Sampat)
Partner

M.No.:149604

FRN :128035W

UDIN : 21149604AAAADI9763

Date: 24/05/2021

Place: Thane



KHISTI & ASSOCIATES

Chartered Accountants

OFFICE : BASEMENT, B WING, SUTRAVIHAR CHSL, NEAR SHUBHAMKAROTI HALL, THANE - 400602
BRANH : GROUND FLOOR, SUDHA KUNJ, TILAK ROAD, OPP BRAHMIN SABHA, DOMBIVLI (EAST) -421201
TEL : 0251-2431858/ 2451046 email : madhavkhisti@gmail.com

ANNEXURE "A" TO THE INDEPENDENT AUDITOR'S REPORT

Report on the Internal Financial Controls Over Financial Reporting under Clause (i) of Subsection 3 of Section 143 of the Companies Act, 2013 ("the Act")

We have audited the internal financial controls over financial reporting of ION EXCHANGE PURIFIED DRINKING WATER PRIVATE LIMITED ("the Company") as of **March 31, 2021** in conjunction with our audit of the standalone financial statements of the Company for the year ended on that date.

Management's Responsibility for Internal Financial Controls

The Board of Directors of the Company is responsible for establishing and maintaining internal financial controls based on the internal control over financial reporting criteria established by the Company considering the essential components of internal control stated in the Guidance Note on Audit of Internal Financial Controls Over Financial Reporting issued by the Institute of Chartered Accountants of India. These responsibilities include the design, implementation and maintenance of adequate internal financial controls that were operating effectively for ensuring the orderly and efficient conduct of its business, the safeguarding of its assets, the prevention and detection of frauds and errors, the accuracy and completeness of the accounting records, and the timely preparation of reliable financial information, as required under the Companies Act, 2013.


Auditor's Responsibility

Our responsibility is to express an opinion on the internal financial controls over financial reporting of the Company based on our audit. We conducted our audit in accordance with the Guidance Note on Audit of Internal Financial Controls Over Financial Reporting (the "Guidance Note") issued by the Institute of Chartered Accountants of India and the Standards on Auditing prescribed under Section 143(10) of the Companies Act, 2013, to the extent applicable to an audit of internal financial controls. Those Standards and the Guidance Note require that we comply with ethical requirements and plan and perform the audit to obtain reasonable assurance about whether adequate internal financial controls over financial reporting was established and maintained and if such controls operated effectively in all material respects.

Our audit involves performing procedures to obtain audit evidence about the adequacy of the internal financial controls system over financial reporting and their operating effectiveness. Our audit of internal financial controls over financial reporting included obtaining an understanding of internal financial controls over financial reporting, assessing the risk that a material weakness exists, and testing and evaluating the design and operating effectiveness of internal control based on the assessed risk. The procedures selected depend on the auditor's judgement, including the assessment of the risks of material misstatement of the financial statements, whether due to fraud or error.

We believe that the audit evidence we have obtained, is sufficient and appropriate to provide a basis for our audit opinion on the Company's internal financial controls system over financial reporting.

Meaning of Internal Financial Controls Over Financial Reporting



KHISTI & ASSOCIATES

Chartered Accountants

OFFICE : BASEMENT, B WING, SUTRAVIHAR CHSL, NEAR SHUBHAMKAROTI HALL, THANE - 400602
BRANH : GROUND FLOOR, SUDHA KUNJ, TILAK ROAD, OPP BRAHMIN SABHA, DOMBIVLI (EAST) -421201
TEL : 0251-2431858 / 2451046 email : madhavkhisti@gmail.com

A company's internal financial control over financial reporting is a process designed to provide reasonable assurance regarding the reliability of financial reporting and the preparation of financial statements for external purposes in accordance with generally accepted accounting principles. A company's internal financial control over financial reporting includes those policies and procedures that (1) pertain to the maintenance of records that, in reasonable detail, accurately and fairly reflect the transactions and dispositions of the assets of the company; (2) provide reasonable assurance that transactions are recorded as necessary to permit preparation of financial statements in accordance with generally accepted accounting principles, and that receipts and expenditures of the company are being made only in accordance with authorisations of management and directors of the company; and (3) provide reasonable assurance regarding prevention or timely detection of unauthorised acquisition, use, or disposition of the company's assets that could have a material effect on the financial statements.

Limitations of Internal Financial Controls Over Financial Reporting

Because of the inherent limitations of internal financial controls over financial reporting, including the possibility of collusion or improper management override of controls, material misstatements due to error or fraud may occur and not be detected. Also, projections of any evaluation of the internal financial controls over financial reporting to future periods are subject to the risk that the internal financial control over financial reporting may become inadequate because of changes in conditions, or that the degree of compliance with the policies or procedures may deteriorate.

Opinion

In our opinion, to the best of our information and according to the explanations given to us, the Company has, in all material respects, an adequate internal financial controls system over financial reporting and such internal financial controls over financial reporting were operating effectively as at **March 31, 2021**, based on the internal control over financial reporting criteria established by the Company considering the essential components of internal control stated in the Guidance Note on Audit of Internal Financial Controls Over Financial Reporting issued by the Institute of Chartered Accountants of India.

For Khisti & Associates
Chartered Accountants



CA Ashwini Sampat
Partner

M No.149604

FRN: 128035W

UDIN: 21149604AAAADI9763

Date: 24/05/2021

Place: Thane



KHISTI & ASSOCIATES

Chartered Accountants

OFFICE : BASEMENT, B WING, SUTRAVIHAR CHSL, NEAR SHUBHAMKAROTI HALL, THANE - 400602
BRANH : GROUND FLOOR, SUDHA KUNJ, TILAK ROAD, OPP BRAHMIN SABHA, DOMBIVLI (EAST) -421201
TEL : 0251-2431858/ 2451046 email : madhavkhisti@gmail.com

Annexure B to the Auditors Report

ANNEXURE B REFERRED TO THE PARAGRAPH 5 OF THE AUDITORS REPORT TO THE MEMBERS OF ION EXCHANGE PURIFIED DRINKING WATER PRIVATE LIMITED ON THE ACCOUNTS FOR THE YEAR ENDED 31st MARCH, 2021.

i) The company has maintained proper records showing full particulars including quantitative details and situation of Fixed Assets.

a) There are no immovable properties during the year held in the name of the company.

b) As explained to us, the management has carried out physical verification of all the fixed assets at the end of the year which in our opinion is reasonable looking to the size of the company and its nature of its business. The physical verification of the fixed assets did not reveal any serious discrepancies between above referred book records and physical inventory.

ii) The Inventories have been physically verified by the management at the end of the year.

The discrepancies which is not material noticed between the physical stocks as verified by the management and book records have been properly dealt with in the books of accounts

iii) According to the information and explanations given to us, the Company has not granted any loans to Companies, firms or other parties covered by clause (76) of Section 2 of the Companies Act, 2013

iv) According to the information and explanations given to us, the company has not given any loans, investments or guarantees as per provisions of Section 185 and 186 of the Companies Act, 2013.

v) According to the information and explanations given to us, the Company has not accepted any deposits during the year under audit.



KHISTI & ASSOCIATES

Chartered Accountants

OFFICE : BASEMENT, B WING, SUTRAVIHAR CHSL, NEAR SHUBHAMKAROTI HALL, THANE - 400602
BRANH : GROUND FLOOR, SUDHA KUNJ, TILAK ROAD, OPP BRAHMIN SABHA, DOMBIVLI (EAST) -421201
TEL : 0251-2431858 / 2451046 email : madhavkhisti@gmail.com

vi) According to the information and explanations given to us, the Company has not defaulted in repayment of dues to banks/financial institutions.

vii) According to the information and explanations given to us, the government has not prescribed maintenance of cost records under sub-section (1) of section 148 of the Companies Act, 2013.

viii) According to the record of the Company and information and explanation given to us, Company has been generally regular in depositing undisputed statutory dues including provident fund, ESIC, Income Tax, Wealth Tax, Custom Duty, Excise Duty, Sales Tax, GST and other statutory dues with the appropriate authorities as applicable

b) On the basis of our examination of the documents and records, there are no disputed statutory dues on account of Income Tax, Wealth Tax, Custom Duty, Excise Duty, Sales Tax, GST and other statutory dues.

ix) According to the information and explanations given to us and on an overall examination of the Financial Statements of the Company, the moneys raised through loans were applied for the purposes for which those were raised.

x) No managerial remuneration has been paid in the current financial year (2020-21)

xi) According to the information and explanations given to us, and to the best of our knowledge and belief, no fraud on or by the Company, has been noticed or reported by the Company during the year.

xii) The provisions of Nidhi are not applicable to the Company.

xiii) The Company has not made any preferential allotment of shares / private placement of shares or fully or partly convertible debentures during the year under review.

xiv) According to the information and explanations given to us and on an overall examination of the Financial Statements of the Company, all transactions with the related parties are in compliance with Section 188 and 177 of Companies Act, 2013 where applicable and the details have been disclosed in the Financial Statements etc. as required by the accounting standards and Companies Act, 2013.



KHISTI & ASSOCIATES

Chartered Accountants

OFFICE : BASEMENT, B WING, SUTRAVIHAR CHSL, NEAR SHUBHAMKAROTI HALL, THANE - 400602
BRANH : GROUND FLOOR, SUDHA KUNJ, TILAK ROAD, OPP BRAHMIN SABHA, DOMBIVLI (EAST) -421201
TEL : 0251-2431858 / 2451046 email : madhavkhisti@gmail.com

xv) According to the information and explanations given to us, the Company has not entered into any non-cash transactions with directors or persons connected with him.

xvi) The Company is not required to be registered under section 45-IA of the Reserve Bank of India Act 1934.

**For Khisti & Associates
Chartered Accountants**



CA Ashwini Sampat

Partner

M No.149604

FRN: 128035W

UDIN : 21149604AAAADI9763

Date: 24/05/2021

Place: Thane

Ion Exchange Purified Drinking Water Private Limited
Balance Sheet as at 31st March 2021

	Notes	As at 31st March 2021 Rupees	As at 31st March 2020 Rupees
ASSETS			
Non-current assets			
(a) Property, plant and equipment	3	6,579,927	7,427,601
(b) Financial assets			
(i) Loans	5	1,396,636	1,396,636
(ii) Other Financial assets	9	59,105,402	64,921,562
(c) Deferred Tax Assets (Net)	31	1,012,008	
Total non-current assets		68,093,973	73,745,799
Current assets			
(a) Inventories	7	6,932,227	8,677,808
(b) Financial assets			
(i) Trade receivables	4	26,048,937	13,286,367
(ii) Cash and cash equivalents	8	493,616	1,319,220
(iii) Loans	5	384,406	357,751
(iv) Other Financial assets	9	11,551,651	11,551,651
(c) Other current assets	6	12,356,222	13,883,837
Total current assets		57,767,060	49,076,635
Total assets		125,861,033	122,822,434
EQUITY AND LIABILITIES			
Equity			
(a) Equity share capital	10	100,000	100,000
(b) Other equity	11	14,645,212	19,164,816
Total equity		14,745,212	19,264,816
Liabilities			
Non-current liabilities			
(a) Financial liabilities			
(b) Deferred tax liabilities (Net)	30		4,607,096
Total non-current liabilities			4,607,096
Current liabilities			
(a) Financial liabilities			
(i) Borrowings	12	91,426,231	66,482,911
(ii) Trade payables	13	15,889,250	26,796,816
(iii) Other financial liabilities	14	292,763	260,963
(b) Other current liabilities	15	3,115,300	2,334,316
(c) Provisions	17	392,277	303,894
(d) Liabilities for current tax (Net)	16		2,771,622
Total current liabilities		111,115,821	98,950,521
Total liabilities		111,115,821	103,557,617
Total equity and liabilities		125,861,033	122,822,434
Significant accounting policies	1,2		
The accompanying notes are an integral part of financial statements.			

As per our report of even date

For Khisti & Associates
Chartered Accountants

ICAI Firm registration No. : 128035W

Ashwini

CA Ashwini Sampat
Partner

Membership No. 149604
UDIN: 21149604AAAADI9763



For and on behalf of the Board of Directors of
Ion Exchange Purified Drinking Water Private Limited
CIN No. : U41000MH2013PTC248560

Dinesh Sadashivan
Director
DIN : 01688840

N. M. Ranadive
Director
DIN : 00274887

Place : Mumbai
Date : 24 May 2021

Place : Mumbai
Date : 24 May 2021

Ion Exchange Purified Drinking Water Private Limited
Statement of Profit and loss for the Year ended 31st March 2021


	Notes	Year ended 31st March 2021 Rupees	Year ended 31st March 2020 Rupees
Income			
Revenue from operations	18	40,744,134	156,658,820
Other income	19	5,735,492	6,141,268
Total income		46,479,626	162,800,088
Expenses			
Cost of materials	20	18,868,267	73,720,521
(Decrease)/increase in inventories of finished goods, work-in-progress and traded goods	21	1,476,854	(1,777,754)
Employee benefits expense	22	1,170,877	1,199,987
Finance costs	23	9,726,387	10,254,415
Depreciation	24	847,674	860,983
Other expenses	25	24,528,276	57,353,925
Total expenses		56,618,335	141,612,077
(Loss)/Profit before tax		(10,138,709)	21,188,011
Tax expense			
Current tax including Previous year adjustment		-	-
Deferred tax		(5,619,104)	5,576,504
Total tax expense		(5,619,104)	5,576,504
(Loss)/Profit after tax		(4,519,605)	15,611,507
Other Comprehensive Income			
Items that will not be reclassified to profit or loss			
(a) Remeasurement benefit of defined benefit plans			
(b) Income tax expense on remeasurement benefit of defined benefit plans			
Total Other Comprehensive Income		-	-
Total Comprehensive (Loss)/Income		(4,519,605)	15,611,507
Earnings per equity share:			
(Nominal value of shares Rs. 10)			
Basic / Diluted	29	(452)	1,561
Significant accounting policies	1,2		
The accompanying notes are an integral part of financial statements.			

As per our report of even date

For Khisti & Associates
Chartered Accountants

ICAI Firm registration No. : 128035W

CA Ashwin Sampat
Partner
Membership No. 149604
UDIN: 21149604AAAAI9763



For and on behalf of the Board of Directors of
Ion Exchange Purified Drinking Water Private Limited
CIN No. : U41000MH2013PTC248560

Dinesh Sadashivan
Director
DIN : 01688840

N. M. Ranadive
Director
DIN : 00274887

Place : Mumbai
Date :24 May 2021

Place : Mumbai
Date :24 May 2021

Ion Exchange Purified Drinking Water Private Limited
Statement of changes in Equity for the Year ended 31st March 2021

A. Equity share capital


	2020-21		2019-20	
	Number of shares	Rupees	Number of shares	Rupees
Issued, subscribed and fully paid up equity shares outstanding at the beginning of the year	10,000	100,000	10,000	100,000
Add: Shares issued	-	-	-	-
Issued, subscribed and fully paid up equity shares outstanding at the end of the year	10,000	100,000	10,000	100,000

B. Other equity

	Reserve and Surplus		Total other equity
	Capital reserve	Retained earnings	
	Rupees	Rupees	Rupees
Balance as as 1st April 2019	3,801,000	(247,691)	3,553,309
Profit for the year	-	15,611,507	15,611,507
Total comprehensive income for the year	-	15,611,507	15,611,507
Balance as as 31st March 2020	3,801,000	15,363,816	19,164,816
(Loss)/Profit for the year	-	(4,519,605)	(4,519,605)
Total comprehensive loss for the year	-	(4,519,605)	(4,519,605)
Balance as at 31st March 2021	3,801,000	10,844,211	14,645,212

As per our report of even date
For Khisti & Associates
Chartered Accountants
ICAI Firm registration No. : 128035W

CA Ashwini Sampat
Partner
Membership No. 149604
UDIN: 21149604AAAAD19761



Dinesh Sadashivan
Director
DIN : 01688840

N. M. Ranadive
Director
DIN : 00274887

Place : Mumbai
Date :24 May 2021

Place : Mumbai
Date :24 May 2021

Ion Exchange Purified Drinking Water Private Limited
Cash Flow Statement for the Year ended 31st March 2021


	Year ended 31st March 2021 Rupees	Year ended 31st March 2020 Rupees
A. Cash flow from operating activities:		
Net (Loss)/Profit before tax as per statement of profit and loss	(10,138,709)	21,188,011
Adjustment to reconcile profit before tax to net cash flows:		
Depreciation and amortization expense	847,674	860,983
Finance cost	9,726,387	10,254,415
Operating Profit before working capital changes	435,352	32,303,409
Adjustments for:		
(Increase) / Decrease in trade receivables	(12,762,570)	14,679,716
Decrease in Other Financial Assets (Receivable from Concession Agreement)	5,816,160	5,410,380
Decrease/Increase in inventories	1,745,581	(1,875,821)
Increase in loans and advances & Other current Assets	1,651,801	(2,798,403)
(Increase)/Decrease in trade payables	(10,907,566)	236,010
Increase/ Decrease in other liabilities	901,167	(1,122,018)
Cash generated from operations	(13,120,074)	46,833,272
(Taxes paid)	(2,922,462)	(1,098,084)
Net cash (used)/generated from operating activities (A)	(16,042,536)	45,735,188
B. Cash flow from investing activities:		
Purchase of fixed assets	-	(77,900)
Net cash (used) in investing activities (B)	-	(77,900)
C. Cash flow from financing activities:		
Repayment of borrowings	-	(3,167,589)
Loan from Holding Company	24,943,320	-
Repayment of Loan from Holding Company	-	(31,173,618)
Finance cost	(9,726,387)	(10,295,835)
Net cash generated/(Used) in financing activities (C)	15,216,934	(44,637,042)
Net (Decrease)/generated in cash and cash equivalents (A)+(B)+(C)	(825,603)	1,020,246
Cash and cash equivalents as at the beginning of the year	1,319,220	298,975
Cash and cash equivalents as at the end of the year	493,616	1,319,220

Notes:

The above cash flow statement has been prepared under the "Indirect Method" as set out in the Indian Accounting Standard (Ind AS-7)-Statement of Cash Flow.

For Khisti & Associates
Chartered Accountants
ICAI Firm registration No. : 128035W

Ashwini
CA Ashwini Sampat
Partner
Membership No. 149604
UDIN: 21149604AAAADI9763



Place : Mumbai
Date :24 May 2021

For and on behalf of the Board of Directors of
Ion Exchange Purified Drinking Water Private Limited
CIN No. : U41000MH2013PTC248560

Dinesh
Dinesh Sadashivan
Director
DIN : 01688840

Place : Mumbai
Date :24 May 2021

N. M. Ranadive
N. M. Ranadive
Director
DIN : 00274887

Place : Mumbai
Date :24 May 2021

Ion Exchange Purified Drinking Water Private Limited
Notes to financial statements for the Year ended 31st March 2021 (contd.)

1. Overview of the company

The company has entered into a service concession arrangement with Indian Railways Catering and Tourism Corporation Limited ("IRCTC") the Regulator, to construct, operate and maintain a packaged drinking water plant ("The Plant")

Under the terms of agreement, entered in Dec 2013 the Company will construct, operate and maintain the Plant and supply packaged drinking water (PDW) in PET bottles exclusively to Regulator for the period starting on the commercial operation date i.e. 20-12-2013 and ending on 30-09-2029 i.e for a period of 15 years and 9 months.

The plant will be transferred to IRCTC at the end of the service concession period.

2. Significant accounting policies

1.1 Basis of preparation

a) Statement of compliance

The company's financial statements have been prepared in accordance with the provisions of the Companies Act, 2013 and the Indian Accounting Standards ("Ind AS") notified under the Companies (Indian Accounting Standards) Rules, 2015 issued by Ministry of Corporate Affairs in respect of sections 133 read with sub-section (1) of Section 210A of the Companies Act, 1956 (1 of 1956). In addition, the guidance notes/announcements issued by the Institute of Chartered Accountants of India (ICAI) are also applied.

All the assets and liabilities have been classified as current or non current as per the Company's normal operating cycle and other criteria set out in Schedule III to the Act.

b) Functional and presentation currency

These standalone financial statements are presented in Indian rupees, which is also the Company's functional currency.

c) Basis of measurement

The standalone financial statements have been prepared on a historical cost basis.

2. Significant Accounting Policies (contd...)


1.2 Use of estimates

The preparation of the standalone financial statements in accordance with Ind AS requires use of judgements, estimates and assumptions that affect the application of accounting policies and the reported amounts of assets, liabilities, income and expenses. The actual results may differ from these estimates. Estimates and underlying assumptions are reviewed on an ongoing basis. Revisions to accounting estimates are recognised prospectively.

1.3 Measurement of fair values

The Company's accounting policies and disclosures require the measurement of fair values, for both financial and non-financial assets and liabilities.

The Company has an established control framework with respect to the measurement of fair values, which includes overseeing all significant fair value measurements, including Level 3 fair values by the management. The management regularly reviews significant unobservable inputs and valuation adjustments. If third party information, such as broker quotes or pricing services, is used to measure fair values, then the management assesses the evidence obtained from the third parties to support the conclusion that such valuations meet the requirements of Ind AS, including the level in the fair value hierarchy in which such valuations should be classified.



Ion Exchange Purified Drinking Water Private Limited

Notes to financial statements for the Year ended 31st March 2021 (contd.)

When measuring the fair value of a financial asset or a financial liability, the Company uses observable market data as far as possible. Fair values are categorised into different levels in a fair value hierarchy based on the inputs used in the valuation techniques as follows.

- Level 1: quoted prices (unadjusted) in active markets for identical assets or liabilities.
- Level 2: inputs other than quoted prices included in Level 1 that are observable for the asset or liability, either directly (i.e. as prices) or indirectly (i.e. derived from prices).

1.4 Summary of significant accounting policies

a) Property, plant and equipment and depreciation

Items of property, plant and equipment are measured at cost, which includes capitalised borrowing costs, less accumulated depreciation and accumulated impairment losses, if any. Cost includes taxes, duties, freight and other incidental expenses directly related to acquisition/construction and installation of the assets. Any trade discounts and rebates are deducted in arriving at the purchase price.

Depreciation is provided on straight line basis based on life assigned to each asset in accordance with Schedule II of the Act or as per life estimated by the Management, whichever is lower, as stated below.

Assets	Useful lives
Plant and Machinery	11.5 Years
Furniture and Fixtures	10 Years
Office Equipments	5 Years
Computer	3 Years

2. Significant Accounting Policies (contd...)

b) Impairment

Impairment loss, if any, is provided to the extent the carrying amount of assets exceeds their recoverable amount. Recoverable amount is the higher of an asset's net selling price and its value in use. Carrying amounts of assets are reviewed at each balance sheet date for any indication of impairment based on internal/external factors. Value in use is the present value of estimated future cash flows expected to arise from the continuing use of an asset and from its disposal at end of its useful life. In assessing value in use, the present value is discounted using a pre-tax discount rate that reflects current market assessments of the time value of money and risks specific to the asset. Net selling price is the amount obtainable from sale of an asset in an arm's length transaction between knowledgeable, willing parties, less the costs of disposal.

b) Inventories

Inventories are valued at lower of cost and net realizable value.

Cost of raw materials, components, stores and spares are computed on a weighted average basis. However, materials and other items held for use in the production of inventories are not written down below cost if the finished products in which they will be incorporated are expected to be sold at or above cost.

Cost of work-in-progress includes cost of raw material and components, cost of conversion and other costs incurred in bringing the inventories to their present location and condition. Cost is computed on weighted average basis.



Ion Exchange Purified Drinking Water Private Limited

Notes to financial statements for the Year ended 31st March 2021 (contd.)

Cost of finished goods includes cost of raw material and components, cost of conversion, other costs including manufacturing overheads incurred in bringing the inventories to their present location/condition. Cost is computed on weighted average basis.

Net realizable value is the estimated selling price in the ordinary course of business, less estimated costs of completion and estimated costs necessary to make the sale.

c) Accounting of GST :

The company follows on a consistent basis, the "non-inclusive" method of accounting for GST

d) Retirement and Other Employee Benefits:

- (i) Retirement Benefits in the form of Provident Fund are defined contribution schemes and the contributions are charged to the Statement of Profit and Loss of the year when the contributions to the respective funds are due. There are no other obligations other than the contribution payable.
- (ii) Gratuity Liability is defined benefit obligation on undiscounted basis as per the provision of Gratuity Act, 1972.
- (iii) Short Term employee benefits are charged off at the undiscounted amount in the year in which the related service is rendered. Long term compensated absences are provided on undiscounted basis at the end of each financial year. The company presents these leave liability as current liability in balance sheet.

e) Revenue Recognition:

Revenue is recognized to the extent that it is probable that the economic benefits will flow to the Company and the revenue can be reliably measured.

Sales are accounted for exclusive of GST. Sale of goods is recognized when the property and all significant risks and reward of ownership is transferred to the buyer and no significant uncertainty exists regarding the amount of consideration that is derived from the sale of goods.

As per service concession agreement, company is entitled to claim price variations as against the base price quoted in agreement. And on timely basis submit price variations claim with IRCTC however due to Covid -19 pandemic, claim could not be passed, hence company has considered Rs. 25,73,871/- as unbilled revenue.

Income from Services:

Revenue from Service is recognized on completion of services. Service income is accounted net of GST.

f) Financial instruments

Financial assets and financial liabilities are recognised in the balance sheet when the company becomes a party to the contractual provisions of the instrument. The company determines the classification of its financial assets and financial liabilities at initial recognition based on its nature and characteristics.

A. Financial assets

(i) Initial recognition and measurement

All financial assets are recognised initially at fair value plus, in the case of financial assets not recorded at fair value through profit or loss, transaction costs that are attributable to the acquisition of the financial asset.

The financial assets include debt instruments, equity investments, trade and other receivables, loans, cash and bank balances and derivative financial instruments.



Ion Exchange Purified Drinking Water Private Limited
Notes to financial statements for the Year ended 31st March 2021 (contd.)

(ii) Subsequent measurement

For the purpose of subsequent measurement, financial assets are classified in the following categories:

a) At amortized cost,

A financial asset is measured at amortised cost if it is held within a business model whose objective is to hold the asset in order to collect contractual cash flows and the contractual terms of the financial asset give rise on specified dates to cash flows that are solely payments of principal and interest on the principal amount outstanding.

b) At fair value through other comprehensive income (FVTOCI), and

A financial asset is measured at FVTOCI if it is held within a business model whose objective is achieved by both collecting contractual cash flows and selling financial assets and the contractual terms of the financial asset give rise on specified dates to cash flows that are solely payments of principal and interest on the principal amount outstanding.

c) At fair value through profit or loss (FVTPL).

A financial asset which is not classified in any of the above categories are measured at FVTPL

(iii) Impairment of financial assets

All financial assets are reviewed for impairment at least at each reporting date to identify whether there is any objective evidence that a financial asset or a group of financial assets is impaired.

(iv) De-recognition

The company de-recognises a financial asset only when the contractual rights to the cash flows from the asset expires or it transfers the financial asset and substantially all the risks and rewards of ownership of the asset

(i) Financial liabilities

(i) Initial recognition and measurement

All financial liabilities are recognised initially at fair value and, in the case of financial liabilities classified at amortised cost, net of directly attributable transaction costs.

The financial liabilities include trade and other payables, loans and borrowings including bank overdrafts, derivative financial instruments, etc.

(ii) De-recognition


A financial liability is de-recognised when the obligation under the liability is discharged or cancelled or expires.

g) Taxation:

(i) Provision for current taxation has been made in accordance with the Indian Income tax laws prevailing for the relevant assessment years.

(ii) Deferred tax is recognized, subject to the consideration of prudence, on timing differences being the difference between taxable incomes and accounting income that originate in one period and are capable of reversal in one or more subsequent periods. Deferred tax is measured on the tax rates and the tax laws enacted or substantively enacted at the Balance Sheet date. Deferred tax assets are recognized only to the extent that there is reasonable certainty that sufficient future taxable income will be available against which such deferred tax assets can be realized. If the Company has unabsorbed depreciation or carry forward losses, deferred tax assets are recognized only if there is virtual certainty supported by convincing evidence that such deferred tax assets can be realized against future taxable profits.

The carrying amount of deferred tax assets is reviewed at each Balance Sheet date. The Company writes down the carrying amount of a deferred tax asset to the extent that it is no



Ion Exchange Purified Drinking Water Private Limited

Notes to financial statements for the Year ended 31st March 2021 (contd.)

longer reasonably certain or virtually certain, as the case may be, that sufficient future taxable income will be available against which deferred tax asset can be realized. Any such write-down is reversed to the extent that it becomes reasonably certain or virtually certain, as the case may be, that sufficient future taxable income will be available.

At each Balance Sheet date, the Company re-assesses unrecognized deferred tax assets. It recognizes unrecognized deferred tax assets to the extent that it has become reasonably certain or virtually certain, as the case may be that sufficient future taxable income will be available against which such deferred tax assets can be realized.

h) Provisions and Contingent Liabilities:

Provisions are recognized when the Company has a present obligation as a result of past event for which it is probable that an outflow of resources will be required and a reliable estimate can be made of the amount of obligation. These are reviewed at each Balance Sheet date and adjusted to reflect the current best estimates (without discounting to its present value).

i) Earnings Per Share:

Basic earnings per share is calculated by dividing the net profit or loss for the period attributable to equity shareholders (after deducting attributable taxes) by the weighted average number of equity shares outstanding during the period.

For the purpose of calculating diluted earnings per share, the net profit or loss for the period attributable to equity shareholders and the weighted average number of shares outstanding during the period are adjusted for the effects of all dilutive potential equity shares.

j) Cash and cash equivalents:

Cash and Cash equivalents in the Cash Flow statement comprise Cash at Bank and in hand.

k) Borrowing cost

Borrowing costs directly attributable to the acquisition, construction or production of an asset that necessarily takes a substantial period of time to get ready for its intended use or sale are capitalized as part of the cost of the respective asset till such time that it is required to complete and prepare the assets to get ready for its intended use. All other borrowing costs are expensed in the period they occur. Borrowing costs consist of interest and other costs that an entity incurs in connection with the borrowing of funds.

l) Segment reporting policies

Company operates in one segment.



Ion Exchange Purified Drinking Water Private Limited
Notes to financial statements for the Year ended 31st March 2021 (contd.)

3. Property, plant and equipment and capital work-in-progress

Rupees

	Plant & Machinery	Furniture & Fixtures	Computers	Office Equipments	Total
Gross block					
As at 1st April 2020	8,574,374	440,284	241,873	343,959	9,600,490
Addition during the					-
Disposal during the					-
As at 31st March 2021	8,574,374	440,284	241,873	343,959	9,600,490
Depreciation					
As at 1st April 2020	1,491,192	190,732	185,985	304,980	2,172,889
Depreciation during the	745,598	44,028	30,248	27,800	847,674
Deduction during the					-
As at 31st March 2021	2,236,790	234,760	216,233	332,780	3,020,563
Net carrying value as at 31st March 2021					
As at 1st April 2019	8,574,374	440,284	172,804	335,128	9,522,590
Addition during the year			69,069	8,831	77,900
Disposal during the year					-
As at 31st March 2020	8,574,374	440,284	241,873	343,959	9,600,490
Depreciation					
As at 1st April 2019	745,596	146,702	172,804	246,804	1,311,906
Depreciation during the year	745,596	44,030	13,181	58,176	860,983
Deduction during the year					-
As at 31st March 2020	1,491,192	190,732	185,985	304,980	2,172,890
Net carrying value as at 31st March 2020					
	7,083,182	249,552	55,888	38,979	7,427,600



Ion Exchange Purified Drinking Water Private Limited
Notes to financial statements for the Year ended 31st March 2021 (contd.)

4. Trade Receivables

	Non-current		Current	
	As at 31st March 2021 Rupees	As at 31st March 2020 Rupees	As at 31st March 2021 Rupees	As at 31st March 2020 Rupees
Trade receivables				
(a) Unsecured, considered good	-	-	21,742,618	10,401,746
Claim Receivable for PVC and others			4,306,319	2,884,621
	-	-	26,048,937	13,286,367
Less: Allowance for unsecured doubtful debts			-	-
	-	-	26,048,937	13,286,367

5. Loans

	Non-current		Current	
	As at 31st March 2021 Rupees	As at 31st March 2020 Rupees	As at 31st March 2021 Rupees	As at 31st March 2020 Rupees
Security and other deposits	1,396,636	1,396,636		
Claims receivables			329,406	329,407
Advance to employees			55,000	28,344
	1,396,636	1,396,636	384,406	357,751

6. Other assets

	Non-current		Current	
	As at 31st March 2021 Rupees	As at 31st March 2020 Rupees	As at 31st March 2021 Rupees	As at 31st March 2020 Rupees
Balance with statutory authorities			2,810,039	2,439,332
Advance to suppliers			133,864	76,719
Prepaid expenses			3,530,797	5,637,104
IT Deducted at Source & Advance Tax			150,840	-
MAT Credit		-	5,730,682	5,730,682
	-	-	12,356,222	13,883,837



Ion Exchange Purified Drinking Water Private Limited
Notes to financial statements for the Year ended 31st March 2021 (contd.)

7. Inventories

	As at	As at
	31st March 2021	31st March 2020
	Rupees	Rupees
Raw materials and components	1,590,835	2,347,081
Finished goods	3,756,211	5,233,065
Stores and spares	1,585,180	1,097,662
	6,932,227	8,677,808

8. Cash and cash equivalents

	As at	As at
	31st March 2021	31st March 2020
	Rupees	Rupees
Balances with banks		
On current accounts	493,616	1,319,220
Cash on Hand	-	-
	493,616	1,319,220



Ion Exchange Purified Drinking Water Private Limited
Notes to financial statements for the Year ended 31st March 2021 (contd.)

9. Other Financial assets

	Non-current		Current	
	As at 31st March 2021 Rupees	As at 31st March 2020 Rupees	As at 31st March 2021 Rupees	As at 31st March 2020 Rupees
Receivable from Concession Agreement	59,105,402	64,921,562	11,551,651	11,551,651.00
	59,105,402	64,921,562	11,551,651	11,551,651



Ion Exchange Purified Drinking Water Private Limited
Notes to financial statements for the Year ended 31st March 2021 (contd.)

10. Equity share capital

	As at		As at	
	31st March 2021		31st March 2020	
	No of shares	Rupees	No of shares	Rupees
Authorised capital				
Equity shares of Rs. 10 each.	100,000	1,000,000	100,000	1,000,000
Issued, subscribed and fully paid-up capital				
Equity shares of Rs. 10 each.	10,000	100,000		100,000
		100,000		100,000

(a) Reconciliation of the shares outstanding at the beginning and at the end of the year

	As at		AS at	
	31st March 2021		31st March 2020	
	No of shares	Rupees	No of shares	Rupees
At the beginning of the year	10,000	100,000	10,000	100,000
At the end of the year	10,000	100,000	10,000	100,000

(b) Terms / rights attached to equity shares

The company has only one class of equity shares having a par value of Rs. 10 per share. Each holder of equity shares is entitled to one vote per share.

In the event of liquidation of the company, the holder of equity shares will be entitled to receive remaining assets of the company, after distribution of all preferential amounts. The distribution will be in proportion to the number of equity shares held by the shareholders.

(c) Shares held by holding/ultimate holding company and/or their subsidiaries/associates

	<u>31st March 2021</u> Rupees	<u>31st March 2020</u> Rupees
Ion Exchange (India) Ltd., the holding Company and its nominees 10,000 Equity Shares of Rs.10 each fully paid	100,000	100,000

(d) Details of Shareholders holding more than 5% shares in the company

	<u>31st March 2021</u>		<u>31st March 2020</u>	
	No. of shares	% holding in	No. of shares	% holding in the
Equity Shares of Rs.10/- each fully paid				
Ion Exchange (India) Ltd., the holding Company	10,000	100%	10,000	100%

As per records of the company, including its register of share holders/members and other declarations received from shareholders regarding beneficial interest, the above share holding represents both legal & beneficial ownership of shares



Ion Exchange Purified Drinking Water Private Limited
Notes to financial statements for the Year ended 31st March 2021 (contd.)

11. Other equity

	As at 31st March 2021 Rupees	As at 31st March 2020 Rupees
Capital Reserve		
Balance as at the beginning & at the end of year	3,801,000	3,801,000
	3,801,000	3,801,000
Retained earnings		
Balance as at April 1st	15,363,816	(247,691)
(Loss)/Profit for the year	(4,519,605)	15,611,507
	10,844,212	15,363,816
	14,645,212	19,164,816



Ion Exchange Purified Drinking Water Private Limited
Notes to financial statements for the Year ended 31st March 2021 (contd.)

12. Borrowings - current

	As at 31st March 2021 Rupees	As at 31st March 2020 Rupees
- from related parties	91,426,231	66,482,911
	91,426,231	66,482,911
The above amount includes		
Unsecured borrowings	91,426,231	66,482,911
	91,426,231	66,482,911

13. Trade payables

	As at 31st March 2021 Rupees	As at 31st March 2020 Rupees
Trade payables	15,889,250	26,796,816
	15,889,250	26,796,816

14. Other financial liabilities

	As at 31st March 2021 Rupees	As at 31st March 2020 Rupees
Employee benefits payable	292,763	260,963
	292,763	260,963

15. Other current liabilities

	As at 31st March 2021 Rupees	As at 31st March 2020 Rupees
Statutory dues	1,950,800	1,175,816
Audit Fess Payable	60,000	54,000
Deposits	1,104,500	1,104,500
	3,115,300	2,334,316

16. Tax Liabilities

	As at 31st March 2021 Rupees	As at 31st March 2020 Rupees
Provision for income tax (Net)		2,771,622
		2,771,622



Ion Exchange Purified Drinking Water Private Limited
Notes to financial statements for the Year ended 31st March 2021 (contd.)

17. Provisions

	As at 31st March 2021 Rupees	Current As at 31st March 2020 Rupees
Provision for employee benefits	392,277	303,894
	392,277	303,894

18. Revenue from operations

	Year ended 31st March 2021 Rupees	Year ended 31st March 2020 Rupees
Revenue from operations		
Sale of products		
Finished goods	31,438,926	121,785,630
Sale of services		
CFA	6,423,819	25,021,684
Transportation	2,775,547	9,634,556
Others operating revenue		
Scrap sale	105,843	216,950
Revenue from operations	40,744,134	156,658,820

19. Other income

	Year ended 31st March 2021 Rupees	Year ended 31st March 2020 Rupees
Interest from others	5,735,492	6,141,268
Interest Income	5,735,492	6,141,268



Ion Exchange Purified Drinking Water Private Limited
Notes to financial statements for the Year ended 31st March 2021 (contd.)

20. Cost of Raw Material

	Year ended 31st March 2021 Rupees	Year ended 31st March 2020 Rupees
Inventory at the beginning of the year	2,347,081	2,176,446
Add: Purchases	18,112,021	73,891,157
Less: Inventory at the end of the year	1,590,835	2,347,081
Cost of raw material **	18,868,267	73,720,521

** The Value of Raw Materials consumed has been arrived at on basis of Opening Stocks plus Purchases less Closing Stock. The consumption therefore includes adjustments for materials sold, shortage / excess and obsolescence.

21. (Decrease)/Increase in Inventories

	Year ended 31st March 2021 Rupees	Year ended 31st March 2020 Rupees
Inventories at the end of the year		
Finished goods	3,756,211	5,233,065
Contract work-in-progress		
	3,756,211	5,233,065
Inventories at the beginning of the year		
Finished goods	5,233,065	3,455,311
	5,233,065	3,455,311
(Decrease)/Increase in Inventories	1,476,854	(1,777,754)



Ion Exchange Purified Drinking Water Private Limited
Notes to financial statements for the Year ended 31st March 2021 (contd.)

22. Employee benefits expense

	Year ended 31st March 2021 Rupees	Year ended 31st March 2020 Rupees
Salaries, wages and bonus	1,107,772	1,089,983
Contribution to provident and other funds	54,900	11,746
Staff welfare expense	8,205	98,258
	1,170,877	1,199,987

23. Finance costs

	Year ended 31st March 2021 Rupees	Year ended 31st March 2020 Rupees
Interest expense	9,726,387	10,254,415
	9,726,387	10,254,415

24. Depreciation and amortisation expense

	Year ended 31st March 2021 Rupees	Year ended 31st March 2020 Rupees
Depreciation and amortisation of property, plant and equipment (Refer note 3)	847,674	860,983
	847,674	860,983



Ion Exchange Purified Drinking Water Private Limited
Notes to financial statements for the Year ended 31st March 2021 (contd.)

25. Other expenses

	Year ended 31st March 2021 Rupees	Year ended 31st March 2020 Rupees
Stores and spare parts consumed	990,371	1,789,136
Power and fuel	4,546,229	10,983,955
Repairs and Maintenance - Buildings	-	-
- Plant and machinery	-	-
- Others	72,593	124,400
Rent	2,731,378	5,821,134
Rates and taxes	2,500	640,554
Insurance	274,754	115,989
Travelling and conveyance	43,763	89,192
Freight	2,622,051	9,070,656
Advertisement and publicity	-	-
Carrying And Forwarding Charges	4,539,341	17,140,110
Legal and professional charges	38,500	178,541
Telephone and telex	202,158	154,403
Auditors' remuneration (Refer note 26.1)	60,000	60,000
Bank charges	12	8,064
corporate Gurantee Charges	-	104,913
Establishment and other miscellaneous expenses	8,404,624	11,072,878
	24,528,276	57,353,925

25.1 Auditors' remuneration (excluding taxes)

	Year ended 31st March 2021 Rupees	Year ended 31st March 2020 Rupees
As auditor:		
- Audit fees	30,000	30,000
- Tax audit fees		
In other capacity:		
- Other services (GST audit fees)	30,000	30,000
	60,000	60,000




Ion Exchange Purified Drinking Water Private Limited
Notes to financial statements for the Year ended 31st March 2021 (contd.)

26. Related Party Disclosure (As Identified by the Management)

Where control exists	
a) Holding Company	Ion Exchange (India) Limited
b) Key management Personnel	Mr. Dinesh Sadashivan Mr. N. M. Ranadive Mr. A. K. Bharati

Transactions during the year with Related Parties (Referred to in (a) above :

Nature of Transactions	2020-2021	Amount in Rs.
		2019-2020
Interest paid on Loans & Advances		
Ion Exchange (India) Limited	93,65,394	1,01,73,597
Total	93,65,394	1,01,73,597
Loans & Advances Received		
Ion Exchange (India) Limited	4,73,81,226	12,48,83,705
Total	4,73,81,226	12,48,83,705
Loans & Advances Repaid		
Ion Exchange (India) Limited	2,24,37,906	15,60,57,323
Total	2,24,37,906	15,60,57,323
Loans & Advances (Outstanding)		
Ion Exchange (India) Limited	9,14,26,231	6,64,82,911
Total	9,14,26,231	6,64,82,911
Outstanding Payables excluding Loans & Advances		
Ion Exchange (India) Limited	-	-
Total	-	-
Corporate Gurantee given by the holding company		
Ion Exchange (India) Limited	-	-
Total	-	-
Corporate Gurantee outstanding		
Ion Exchange (India) Limited	-	-
Total	-	-



Ion Exchange Purified Drinking Water Private Limited
Notes to financial statements for the Year ended 31st March 2021 (contd.)

27. Service concession arrangement

The company has entered into a service concession arrangement with Indian Railways Catering and Tourism Corporation Limited ("IRCTC") the Regulator, to construct, operate and maintain a packaged drinking water plant ("The Plant")

Under the terms of agreement, the Company will construct, operate and maintain the Plant and supply packaged drinking water (PDW) in PET bottles exclusively to Regulator for the period starting on the commencement date i.e 20-12-2013 and ending on 30-09-2029. The plant will be transferred to IRCTC at the end of the service concession period. The Company in turn has a right to charge the Regulator at the agreed rate as stated in the service concession arrangement. Further, IRCTC has assured minimum sales volume during the concession period.

28. Earnings per share (EPS)

	31stMarch 2021	31stMarch 2020
	Rupees	Rupees
I	Net Profit as per the statement of profit and loss available for equity shareholders for Basic EPS (in Rupees)	
	-45,19,605	1,56,11,507
II	Number of equity shares for earnings per share computation	
	A) For basic earnings per share	
	No. of equity share outstanding	
	10,000	10,000
	B) For diluted earnings per share	
	No. of equity share outstanding	
	10,000	10,000
III	Earnings per share in Rupees	
	Basic	1561
	Diluted	1561

29. Financial instruments

Financial instruments – Fair values and risk management

A. Accounting classification and fair values

The following table shows the carrying amounts and fair values of financial assets and financial liabilities, including their levels. It does not include the fair value information for current financial assets and current financial liabilities not measured at fair value if their carrying amount is a reasonable approximation of fair value



Ion Exchange Purified Drinking Water Private Limited
Notes to financial statements for the Year ended 31st March 2021 (contd.)

	As at 31st March 2021			As at 31st March 2020		
	Carrying amount	Fair value		Carrying amount	Fair value	
		Level of input used in			Level of input used in	
		Level 1	Level 2		Level 1	Level 2
Financial assets - Non-current						
At amortised cost						
Loans	13,96,636	-	13,96,636	13,96,636	-	13,96,636
Receivable from concession agreement	7,06,57,053			7,64,73,213		
Financial assets - Current						
At amortised cost						
Trade receivables	2,60,48,937			1,32,86,367		
Cash and cash equivalents	4,93,616			13,19,220		
Loans	3,84,406			3,57,751		
Others	1,23,56,222			1,38,83,837		
Financial liabilities - Non-current						
At amortised cost						
Borrowings	-	-	-	-	-	-
Financial liabilities - Current						
Borrowings	9,14,26,231			6,64,82,911		
Trade payables	1,58,89,250			2,67,96,816		
Other financial liabilities	2,92,763			2,60,963		

B. Measurement of fair values

Valuation techniques and significant unobservable inputs.

The following tables show the valuation techniques used in measuring Level 2 and Level 3 fair values, as well as the significant unobservable inputs used.

Type	Valuation technique
Noncurrent financial assets and liabilities measured at amortised cost	Discounted cash flow technique: The valuation model considers present value of expected payments discounted using an appropriate discounting rate.

Financial instruments measured at fair value

C. Financial risk management

(i) Liquidity risk

Liquidity risk is the risk that the Company will encounter difficulty in meeting the obligations associated with its financial liabilities that are settled by delivering cash or another financial asset. The Company's approach to managing liquidity is to ensure, as far as possible, that it will have sufficient liquidity to meet its liabilities when they are due, under both normal and stressed conditions, without incurring unacceptable losses or risking damage to the Company's reputation.



Ion Exchange Purified Drinking Water Private Limited
Notes to financial statements for the Year ended 31st March 2021 (contd.)

Exposure to liquidity risk

The following are the remaining contractual maturities of financial liabilities at the reporting date. The amounts are gross and undiscounted and include estimated interest payments and exclude the impact of netting agreements.

As at 31st March 2021

	Contractual cash flows *					
	Carrying amount	Total	Up to 1 year	1-3 years	3-5 years	More than 5 years
Non-derivative financial liabilities						
(i) Borrowings **	-	-	-	-	-	-
Current Financial Liabilities						
(i) Borrowings	9,14,26,231	9,14,26,231	9,14,26,231	-	-	-
(ii) Trade payables	1,58,89,250	1,58,89,250	1,58,89,250	-	-	-
(iii) Other financial liabilities	2,92,763	2,92,763	2,92,763	-	-	-
Total	10,76,08,244	10,76,08,244	10,76,08,244	-	-	-

As at 31st March 2020

	Contractual cash flows *					
	Carrying amount	Total	Up to 1 year	1-3 years	3-5 years	More than 5 years
Non-derivative financial liabilities						
(i) Borrowings **				-	-	-
Current Financial Liabilities						
(i) Borrowings	6,64,82,911	6,64,82,911	6,64,82,911	-	-	-
(ii) Trade payables	2,67,96,816	2,67,96,816	2,67,96,816	-	-	-
(iii) Other financial liabilities	2,60,963	2,60,963	2,60,963	-	-	-
Total	9,35,40,690	9,35,40,690	9,35,40,690	-	-	-

* Contractual cash flows include interest payout in the respective years on borrowings.

** Including current maturity of long term borrowings

30. Deferred Tax Assets/Liability

As at 31st March 2021	Opening Balance	Recognized In Profit & Loss	Closing Balance	Deferred Tax Asset	Deferred Tax Liabilities
Property, Plant and Equipment	1,15,54,039	(14,39,485)	1,01,14,554	1,01,14,554	-
Receivable from Concession Agreement	(1,98,83,035)	45,15,630	(1,53,67,405)	(1,53,67,405)	(1,53,67,405)
Provisions	64,016	55,448	1,19,464	1,19,464	
Loss Brought Forward as per IT ACT	-	-	-	-	
Unabsorbed Depreciation	36,57,885	24,87,510	61,45,395	61,45,395	
Tax Assets/Liabilities	(46,07,095)	55,448	10,12,008	1,63,79,413	(1,53,67,405)



Ion Exchange Purified Drinking Water Private Limited
Notes to financial statements for the Year ended 31st March 2021 (contd.)

As at 31st March 2020

Particulars	Opening Balance	Recognized In Profit & Loss	Closing Balance	Deferred Tax Asset	Deferred Tax Liabilities
Property, Plant and Equipment	13,291,229	(1737190)	11,554,039	11,554,039	-
Receivable from Concession Agreement	(21,289,734)	1406699	(19,883,035)	-	(19,883,035)
Provisions & others	64,016	0	64,016	64,016	-
Loss Brought Forward as per IT ACT	265,122	(265,122)	-	-	-
Unabsorbed Depreciation	8,638,775	(4,980,890)	3,657,885	3,657,885	-
Tax Assets/Liabilities	969,408	(5,576,504)	(4,607,096)	15,275,939	(19,883,035)

31. Previous year figures have been regrouped / reclassified wherever applicable, to conform to current year's classification.

For Khisti & Associates

Chartered Accountants

ICAI Firm registration No : 1240357



CA Ashwini Sampat

Partner

Membership No. 149604


UDIN:



For and on behalf of the Board of Directors of

Ion Exchange Purified Drinking Water Private Limited

CIN No. : U41000MH2013PTC248560



Dinesh Sadashivan

Director

DIN : 01688840

N. M. Ranadive

Director

DIN : 00274887

Place : Thane

Date : 24 May 2021

Place : Mumbai

Date : 24 May 2021